

GAITS AND MOVEMENTS

FOR USE BY SCRIBE ONLY:

INSTRUCTIONS

Working walk.
 Lengthened walk.
 Working trot and lengthened trot.
 Halt on diagonal & Immobility.
 Rein back. Deviation.
 Half circles with reins in one hand.

Color of horse _____
 Distinguishing markings _____

Transitions may be through the walk. Horse must show correct longitudinal & lateral bend & increased activity of the haunches. Progression to simple one handed driving movements.

MOVEMENT	TEST	DIRECTIVE IDEAS	MAX PTS	POINTS	REMARKS
1	AFX X	Proceed working trot from free warm up onto diagonal Halt. Salute facing H on diagonal	Quality of trot Balance in transition Quality of halt Straightness	10	
2	XHC	Proceed working trot	Transition, quality of trot, turn	10	
3	CM MXK KAFB	Working trot Lengthened stride at the trot Working trot	Straightness & balance in transitions. Lengthening frame & stride, consistent rhythm.	10	
4	B EKA	Half circle left width of arena, REINS IN ONE HAND Working trot, reins at will	Quality of trot & figure. Reins in one hand. Suppleness and rhythm. Accuracy.	10	
5	AF FXH HCMB	Working trot Lengthened stride at the trot Working trot	Straightness & balance in transitions. Lengthening frame & stride, consistent rhythm.	10	
6	B EHCM	Half circle right, width of arena, REINS IN ONE HAND Working trot, reins at will	Quality of trot & figure. Reins in one hand. Suppleness and rhythm. Accuracy.	10	
7	Bet. M&B BX XE Bet. E&K	Working walk Half circle right working walk Straight on center line, a few strides over X Half circle left working walk Working trot	Balance in transitions. Rhythm. Quality of bends. Straightness	10 x 2	
8	KAFX X	Working trot Halt on diagonal, 3-5 seconds Front axle on X	Quality of trot & straightness on diagonal. Quality of halt, obedience & balance.	10	
9	X XHC	Rein back 3-4 steps, walk forward Proceed in Working trot	Willingness & acceptance of aids. Straightness. Transition.	10	
10	Bet. C&M MF Bet. F&A	Working walk Lengthened walk, deviation to quarter line Working walk	Balance in transitions. Lengthening of stride & frame. Rhythm. Accuracy.	10 x 2	
11	AKX X	Working trot Halt on diagonal facing M, Salute	Transitions. Quality of halt, balance & obedience.	10	

LEAVE ARENA AT WALK

COLLECTIVE REMARKS

GAITS	Freedom and regularity. If team or pair: maintenance of even pace and equality of work.	10 x 2		
IMPULSION	Desire to move forward. Elasticity of steps. Relaxation of back. Engagement of hindquarters.	10 x 2		
SUBMISSION	Acceptance of the bit. Correctness in lateral bend. Attention and confidence. Calmness, lightness and ease of movements.	10 x 2		
DRIVER	Use of aids, handling of reins, whip and voice. Driver's position.	10 x 2		

- Points
- 10 Excellent
 - 9 Very Good
 - 8 Good
 - 7 Fairly Good
 - 6 Satisfactory
 - 5 Marginal
 - 4 Insufficient
 - 3 Fairly Bad
 - 2 Bad
 - 1 Very Bad
 - 0 Not Executed

- Errors
- Error in course or groom dismounting:
- 1st incident = 5 points
 - 2nd incident = 10 points
 - 3rd incident = Elimination
- Disobedience:
- 1st incident = 5 points
 - 2nd incident = 10 points
 - 3rd incident = Elimination

Maximum Points: 210
 Total points given: _____

Factor: x 0.714 _____

Factored points: 150 minus _____ = _____ Penalties
 + _____ Errors

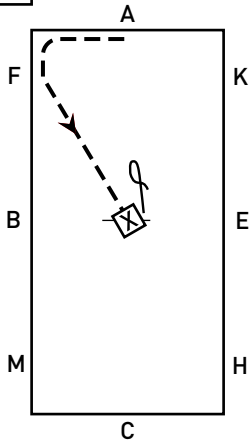
Judge's Signature: _____ Position: _____

Arena Driving Trial

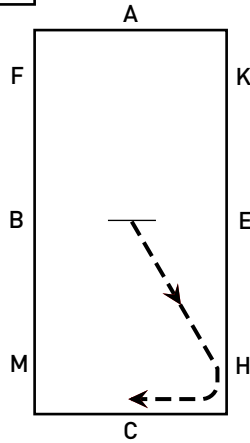
The American Driving Society
ADT PRELIMINARY LEVEL TEST 2 (2012)

Name of Competition _____

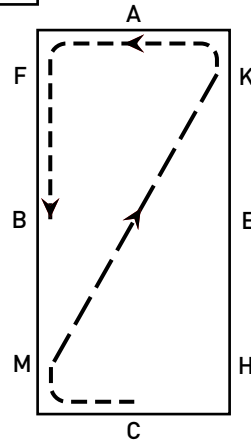
1



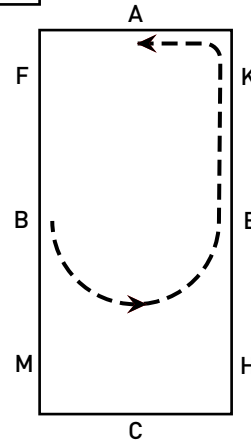
2



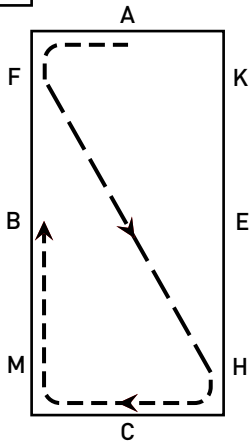
3



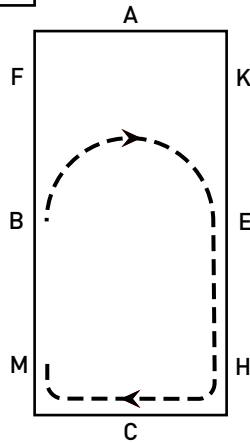
4



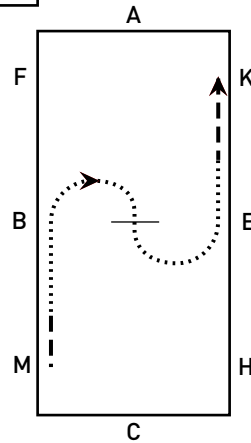
5



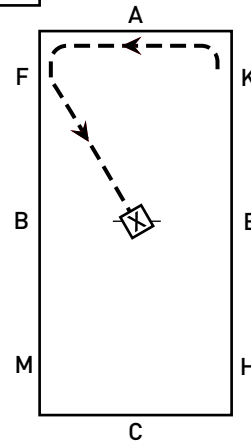
6



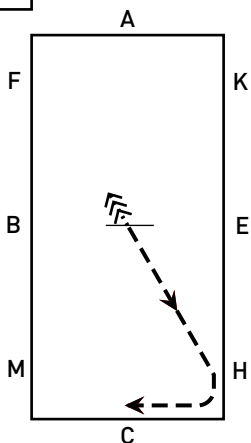
7



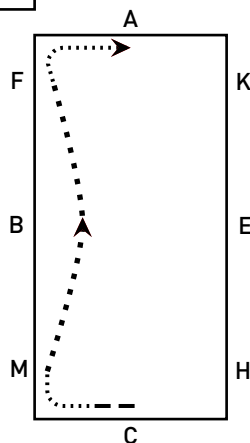
8



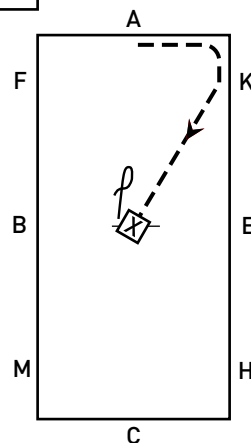
9



10



11



PURPOSE

To establish that the horse has acquired a greater degree of balance and suppleness in addition to the rhythmical, free forward movement expected at the Training level. While consistently working toward the bit, the horse exhibits more activity of the haunches in his movement. To be demonstrated in the lengthened walk and lengthened trot. The rein back should show a greater degree of submission than expected at Training level. Progression to simple one handed driving movements.

CONDITIONS

Arena Driving Trial tests should only be used for arena sized too small for regular ADS Dressage Tests.

Arena size: as available

Average driving time: 4-5 minutes (average driving time may vary depending on arena size)

FOR JUDGING PURPOSES ONLY

If not clearly defined, each movement ends at the beginning of the next movement. Depending on local conditions, show management may waive the initial halt and salute